

Full Circle Events & Exhibitions



Harrogate International Nursery Fair

Shell Scheme Information: Quad Frontage, Lightbox Nameboard, Pre- Made Panels



Visual is an example for illustrative purposes only.

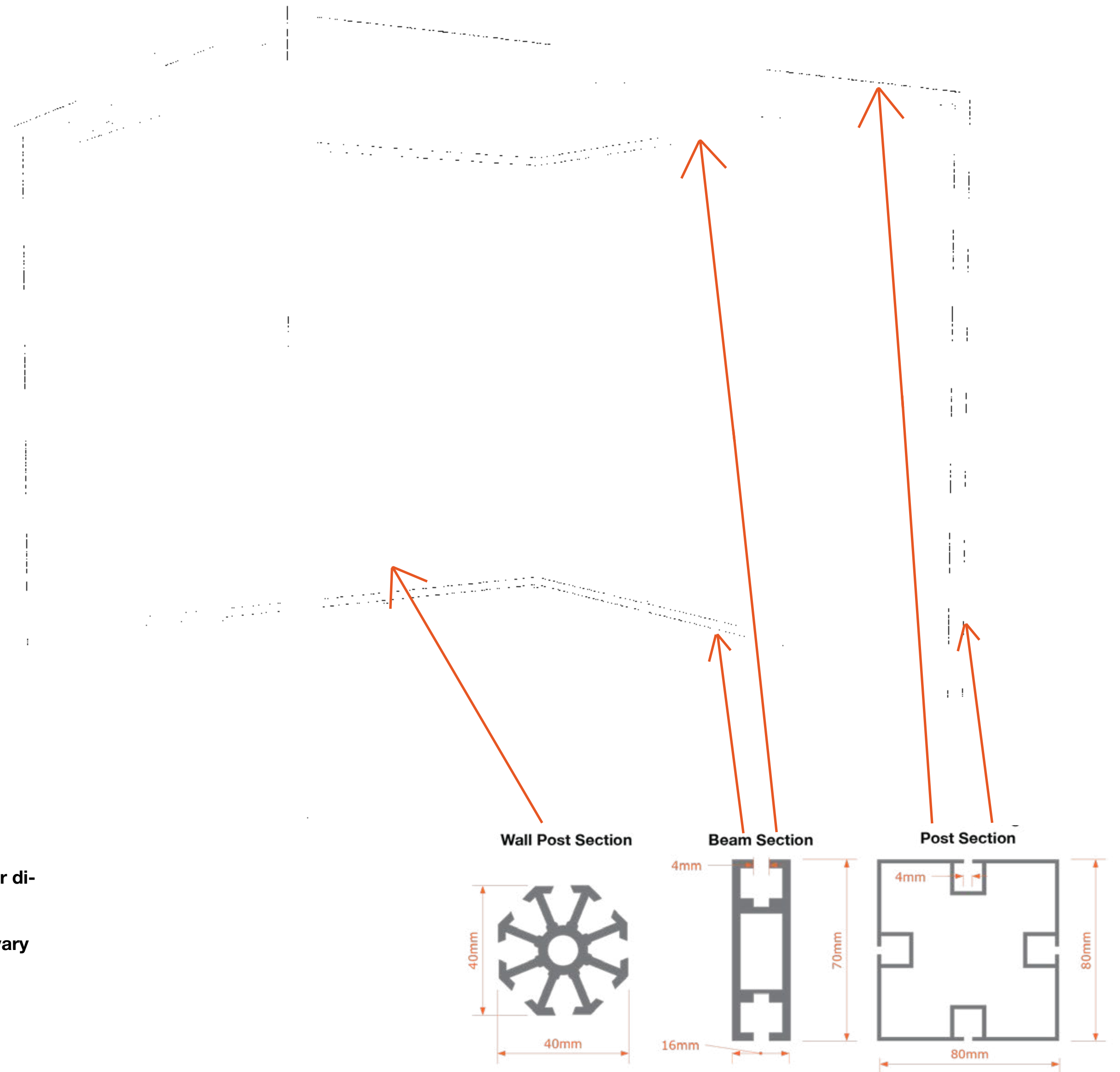
Shell Scheme Specifications: Quad Frontage

Your modular shell scheme stand will be constructed using a 2.5m high Modular System and consist of 3mm white wall panels, framed in white aluminium.

Fascia beams will be provided on open sides, supported by white aluminium posts at the corners and at mid-points where necessary. The maximum distance between support posts is 4m. An identification panel with your exhibit name and stand number will be provided on a lightbox. Ceiling battens will be positioned in the stand if required.

NB: This is only an example stand for dimension purposes only.

Size and number of open sides will vary depending on your stand booking.



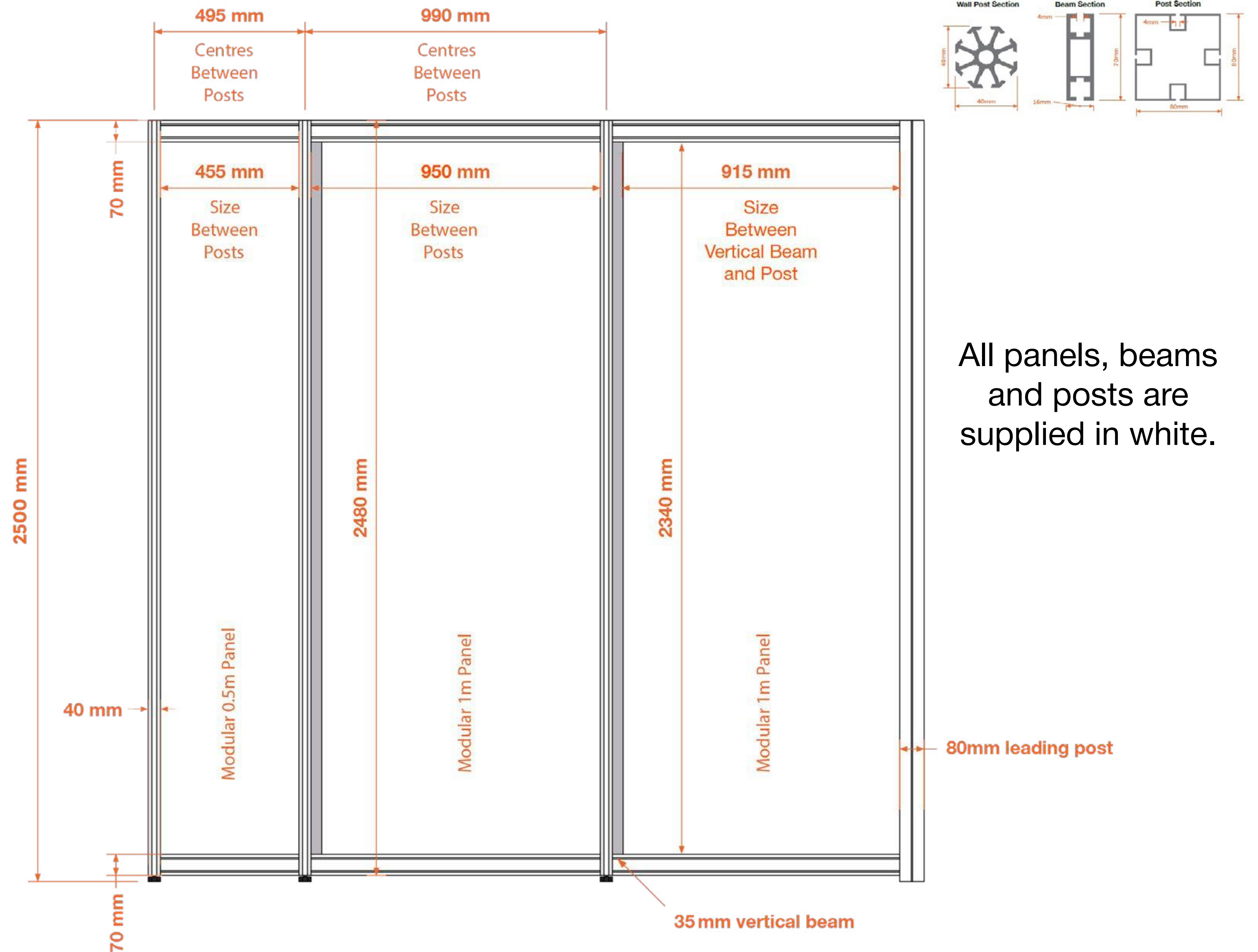
Shell Scheme Specifications:

Panel Sizes

Panel Sizes for 1m & 0.5m wide panels

*Please note graphics can be overlaid on the vertical beam, no tape to be applied to the vertical beam only on the actual panel itself.

Please refer to the Do's & Don'ts.




All panels, beams and posts are supplied in white.

Want to enhance your stand?

Here at Full Circle Events & Exhibitions we can help you with the following on:

EEHub@fullcircleeventsltd.co.uk



graphics



Want your brand to dazzle? We offer a wide array of graphic solutions to make your brand shine. From sleek, seamless, gel-edge fabrics to panel graphics, we ensure your message is clear and impactful.

AV



Whether you need large screens, interactive displays, or sound systems, we've got the technology to enhance your stand's visual and auditory appeal covered!

FURNITURE



From contemporary seating to functional display units, our furniture is designed to complement your stand's aesthetic while providing a welcoming space for your visitors.

Electrics



Lights, power, action! We handle all your electrical needs, from lighting to power supplies, ensuring your stand is fully functional and compliant with safety standards.

FAQ's

How much weight can each panel hold?

This depends on a number of factors such as the numbers of stands on your block, the amount of weight and the distribution of the weight. If you are planning to attach any items on the wall panels please email us a diagram to show where the items are going to be positioned, the weight and how you are attaching the items so we can advise you if this is possible.

How do I order graphics?

You can place your order for graphics with our Exhibitor Enhancement Hub. Please email us with your stand number and the event you are attending and advise the type of graphic that you are looking for so we can provide you with a quotation.

For advice on enhancing your stand please contact:
EEHub@fullcircleeventsltd.co.uk

How do I attach posters?

Please refer to our Do's and Don'ts information sheet. You can attach your posters using double sided velcro, mounting strips, sellotape, sticky tabs or blue-tack however you must use masking tape on our panels as a first fix and then stick your chosen method of fixing to the masking tape and not the panel.

What material is the stand made out of?

The stand is constructed out of 3mm white panels and an aluminium framework. The aluminium is powder coated white to match the wall panels.

Can I drill into the panel?

Drilling into the panels is **not permitted** as it causes damage to the panels. You cannot pin or use staples on the stand. If you do this you will be charged after the show for damaged panels.

The modular panel can be replaced with a painted MDF Panel if ordered before the show to enable any screw fixings / brackets etc.

SHELL SCHEME DO'S & DON'TS

DO

follow our two step process

Step 1) use masking tape on our panels as a first fix.



MASKING
TAPE

Step 2) stick your chosen adhesive to the masking tape.



MOUNTING
STRIPS



SELLOTAPE
& DOUBLE SIDED



STICKY
TABS



BLU-TACK



VELCRO

By doing this it protects the panel against any unnecessary damage and reduces the risk of incurring extra costs. **Please ensure you stick to the masking tape and not the panel**

NB: **DO NOT** use these items on the metal work

DON'T

use the following items on either the panels or the metal framework



To avoid any additional charges, please follow the guidelines listed above. If you have applied your own graphics or instructed an external contractor to supply and fit, please ensure that you arrange for removal and disposal of these items at the end of the Event.

Please be aware that this is a semi-permanent system that has been used to create your stand that can only withstand a limited amount of pressure. **NO HEAVY OBJECTS** are to be hung from the system. Any heavy objects mounted or fixed may affect the stability of the stand or block. Please be aware you cannot lean / move / readjust any part of our system as this may cause collapse. If you have any questions please email exhibit@fullcircleeventsltd.co.uk and we will respond to your query.



Manchester | Yorkshire | Midlands | Scotland

Email: Exhibitors@exhibitconnect.co.uk

Phone: **0161 393 3949**

website: www.fullcircleeventsltd.co.uk



ESSA | Accredited Member

YOU'VE GOT THIS,
WE'VE GOT THIS!